

# The Savant

## A Wheelchair Headrest for Total Head Control



The Savant Headrest™ is a unique new support for the head. It is cool, light-weight and it can easily be shaped by hand. It provides support at three different levels on the head to control lateral flexion and rotation.

A headband can be used for anterior support.



### Features

- High Lateral Pads give effective lateral flexion control
- Mid-Lateral Pads are shaped for comfort behind the ears
- Sub-Occipital Pads form extra support below the mandible.
- Low profile headband gives anterior support
- Quick release clamps hold the Headband in place. Easy release for fine adjustment
- The pads are filled with a soft gel for comfort.
- The Savant is covered with a soft and durable nylon/lycra knit fabric.

# Headrest Hardware

## Offset Mounting Hardware

### HRHCO

The Headrest Hardware incorporates a 1" (25mm) steel ball allowing universal adjustment. The hardware is coated with a durable nylon finish that keeps its appearance longer.

This Hardware Assembly can be used with the Headrests shown overleaf, the Savant Total Control Headrest, and any headrest accepting a 1" (25mm) ball.



## Whitmyer Adaptor

Part # SAVANT-WA



- This adaptor allows all the headrests, including the Savant, to be fitted to 3/4" (19 mm) ball / Whitmyer mounting hardware.

## Netti Adaptor

Part # SAVANT-NA



- This adaptor allows all the headrests, including the Savant, to be fitted to Netti mounting hardware

## More Fine Products from Symmetric Designs

Knee & Elbow Orthoses



TOT Collar



Headmaster Collar



# Wheelchair Headrests & Hardware



## Top Quality Foam Products

These **Wheelchair Headrests** are made of a highly tear resistant polyurethane solid foam. A sturdy, full length metal insert supports the entire back of the headrest. The durable textured finish allows easy cleaning with mild soap and water.

Our standard three-point mounting hardware can be used on these headrests. A variety of adaptors are available.



Symmetric Designs

125 Knott Place, Salt Spring Island, BC V8K 2M4, CANADA

email: sales@symmetric-designs.com

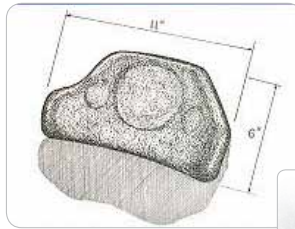
www.symmetric-designs.com

Tel: 250-537-2177 Fax: 250-537-1998

# Choose the Headrest best suited to your needs....

## Large Headrest - WCH01

- contoured for comfortable occipital support
- extended ends for increased lateral support
- lower, rounded wings for good eye contact
- contoured relief around the ears

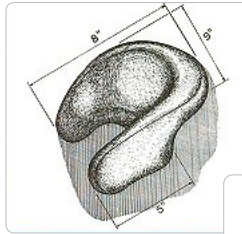


20cm x 15cm



## Small Combination Headrest - WCH03

- anatomical shape for lateral flexion control
- more intimate support all round
- extended lateral support in the cervical area
- maximum relief in the area of the ears



23cm x 20cm x 13cm



## Side Support Pad - WCH05

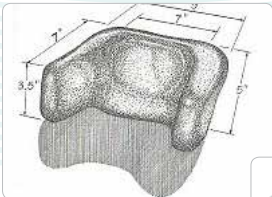
- designed for trunk support
- can be used as a headrest where minimal support or contact is desired



4" x 6" 10cm x 15cm

## Standard Combination Headrest WCH02

- extended squared end for more lateral support
- more depth to stabilize the head
- deeper contoured support for occipital area
- extended lower laterals to prevent entrapment

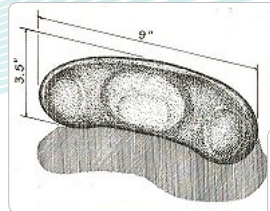


23cm x 18cm x 9cm



## Small Headrest - WCH04

- for minimal head support, useful for transportation
- comfortable support for the occiput
- maximum relief for the ears



23cm x 9cm




## Full Support Headrest - WCH06

- designed for comprehensive head support
- high lateral pads give temporal support
- lower pads give rotational control
- easily shaped by hand for a close fit



22cm x 19cm x 16.5cm



All the Headrests can be easily cleaned with mild soap and water. They all mount to 1" (25mm) ball hardware and to Whitmyer and Netti Hardware with adaptors.